
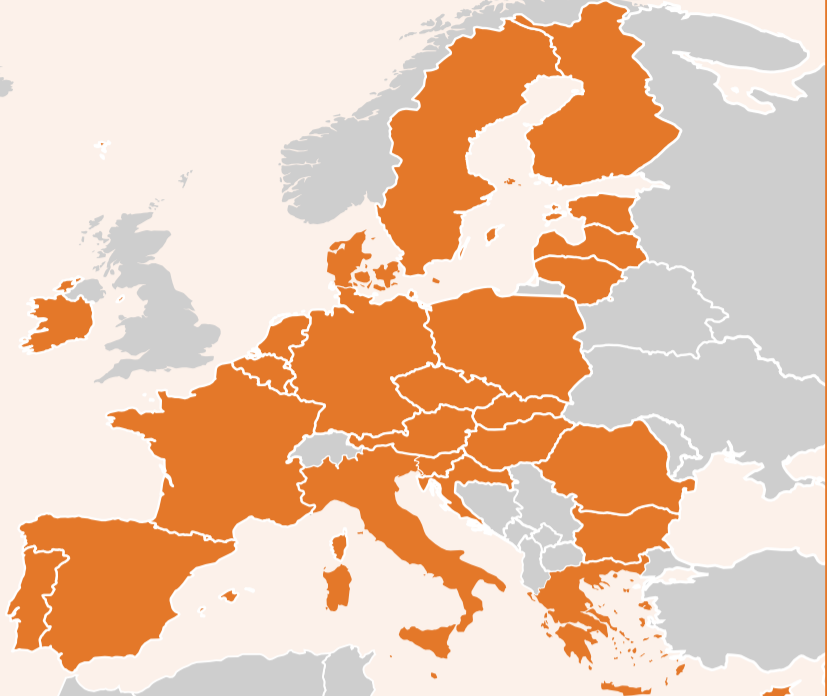



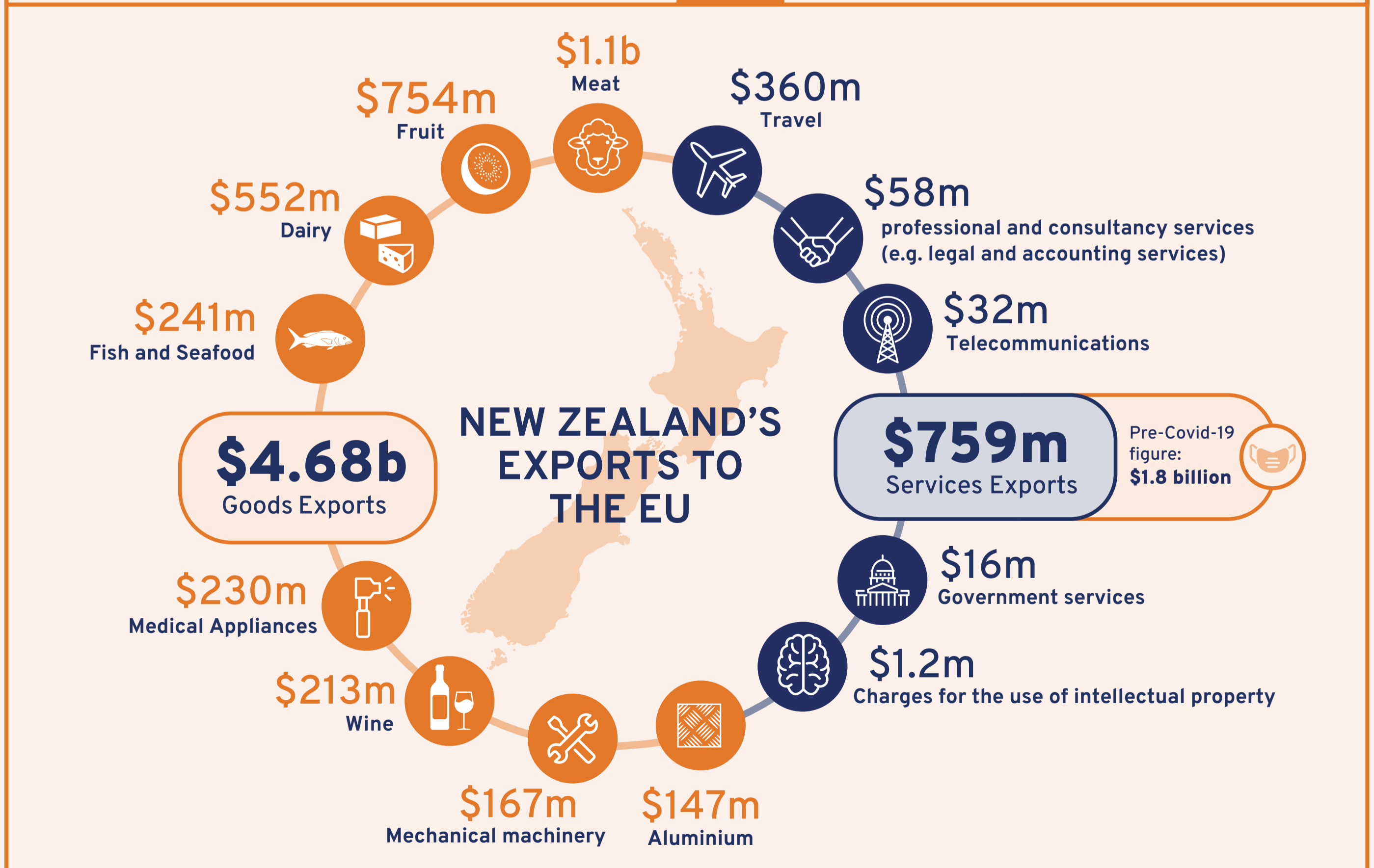
# New Zealand – European Union FREE TRADE AGREEMENT



<b>NEW ZEALAND POPULATION</b>		<b>EUROPEAN UNION POPULATION</b>	
<b>5.2</b> MILLION		<b>448</b> MILLION	
<b>GDP</b>		<b>GDP</b>	
<b>\$380</b> BILLION	(including 2022)	<b>\$27.1</b> TRILLION	

<b>TWO-WAY TRADE (GOODS &amp; SERVICES) WORTH</b> <b>\$20.2</b> BILLION 	<b>THE EU IS NEW ZEALAND'S 4<sup>th</sup> LARGEST TRADING PARTNER</b> 	<b>THE EU IS NEW ZEALAND'S 2<sup>nd</sup> LARGEST SOURCE OF DIRECT INVESTMENT</b> 
---	--	---

<b>NZ EXPORTS TO THE EU: TOP 5 DESTINATIONS*</b> NETHERLANDS: \$1.15 BILLION GERMANY: \$1.09 BILLION FRANCE: \$0.57 BILLION ITALY: \$0.35 BILLION BELGIUM \$0.3 BILLION		<b>NZ IMPORTS FROM THE EU: TOP 5 SOURCES</b> GERMANY: \$3.61 BILLION DENMARK: \$1.86 BILLION ITALY: \$1.72 BILLION FRANCE: \$1.67 BILLION IRELAND: \$0.97 BILLION
--	---	--



\*This does not include \$0.7 billion of exports to the European Union without a specified country destination.

EU27 includes: Austria, Belgium, Bulgaria, Croatia, Cyprus, Czechia, Denmark, Estonia, Finland, France, Germany, Greece, Hungary, Ireland, Italy, Latvia, Lithuania, Luxembourg, Malta, Netherlands, Poland, Portugal, Romania, Slovakia, Slovenia, Spain, and Sweden.

All figures are in NZD

All figures are for 2022

Source: Stats NZ & World Bank